



**BRUNETTE**   
MACHINERY CO.

# Grizzly Mill

*High performance wood waste grinders*






# The world's most durable and reliable hog

## The **CBI Grizzly Mill** - excellence in engineering

- Ruggedly designed and manufactured to maximize uptime in the most extreme applications.
- Tolerant to rock and metal.
- Safe to operate and meets OSHA standards.
- Proven low maintenance costs.
- Maintenance friendly with the service technician in mind.
- Grate designed to give highest quality end product.
- Four rows of striker bars in opposing spiral for optimum use of all cutting surfaces and maximum throughput.
- Lowest horsepower requirement of any hog.

The **CBI Grizzly Mill** is the backbone of CBI Biomass Recovery systems and is recognized worldwide as the toughest and most productive wood hog ever built.

*Take a Look Inside the **CBI Grizzly Mill***




A patented, high inertia solid steel **rotor** with four alternating angled rows of striker bars ensures even distribution of material being processed for balanced wear and maximum throughput.




Bolt-on **striker bars** are embedded with abrasion resistant tungsten carbide for maximum life. Lifetime warranty against breakage!



Heavy reinforced **grate** frame with a two inch thick 500 BHN rebuildable liner. Optional hole patterns are available for different applications and end-product requirements.



Grate, anvil, and upper frame are **electronically interlocked** to ensure maintenance personnel safety as well as remote monitoring during operation.



Extra heavy duty **swing away anvil** with bolt-on liner for ease of replacement.

The industry's largest **shaft and bearings** designed to support a high horsepower drive and the processing of large diameter material.



**Heavy Duty Frame**

The frame is line bored to ensure accuracy in alignment. All wear surfaces are covered with easy to replace bolt-on liners. The clam shell opening allows for convenient and safe service access.

The **CBI Grizzly Mill** is performance engineered to process...

- cedar bark
- green spruce bark
- log yard wood waste
- sawmill wood waste
- demolition debris
- log ends
- lily pads

**Safety Features**

Rotor lock and safety bar ensure a safe working environment while performing maintenance on the **Grizzly Mill**

**Superior Design**

The **Grizzly Mill** features an extremely heavy duty, solid-steel, offset helix rotor that shears material from two directions against an anvil and grate. The anvil and grate are protected by shear pins and can swing away should an overload condition occur.

**Lower Operating Costs**

The rotor turns at half the speed of a conventional hammer-mill's rotor, saving up to 90 percent of the maintenance costs associated with hammer-mills.



# Grizzly Mill





### ***Powerful choices from 150-1000 hp***

Electric drive options available • Dimensions upon request

Grizzly Mill Model	Rotor Diameter [in]	Rotor Length [in]	Total Weight [lbs]	RPM	Horse Power (Electric drive)	Shaft Diameter [in]
4872	48	72	44600	650	600 - 1000	7
4860	48	60	40600	650	500 - 1000	7
4848	48	48	36600	650	400 - 600	7
4836	48	36	32600	650	300 - 400	7
3660	36	60	24600	750	300 - 400	6
3648	36	48	20600	750	250 - 400	6
3636	36	36	16600	750	150 - 250	6

Specifications should only be used as a general guide. HP and capacity figures are based on log yard debris and will vary depending on the materials to be processed and the desired size of the final product.



#### **BRUNETTE MACHINERY CO**

##### **HEAD OFFICE / CAPITAL SALES**

8717 132nd Street  
Surrey, BC  
Canada V3W 4P1

Phone: 604-522-3977  
sales@brunnettemc.com

##### **NORTHERN BC DIVISION**

1076 Great Street  
Prince George, BC  
Canada V2N 2K8

Phone: 250-563-0596  
pgoffice@brunnettemc.com

**BrunetteMC.com**



**BRUNETTE  
MACHINERY Co.**